

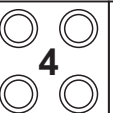
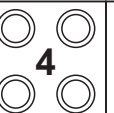

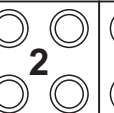



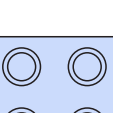
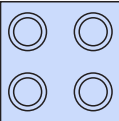



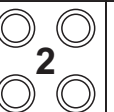





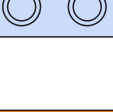


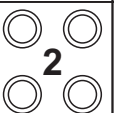
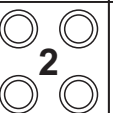
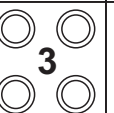
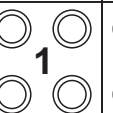
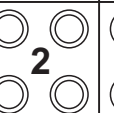

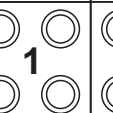
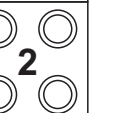



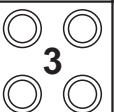
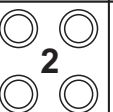
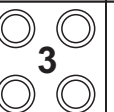
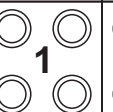
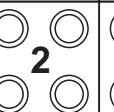

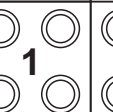




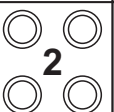
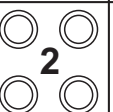
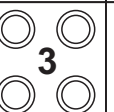
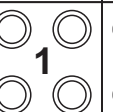
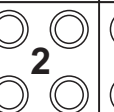

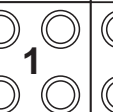





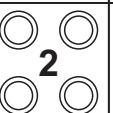
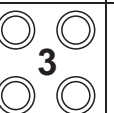
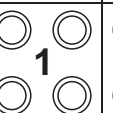
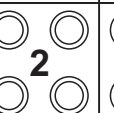

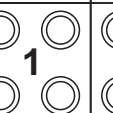
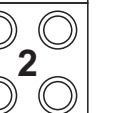
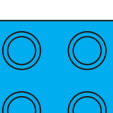



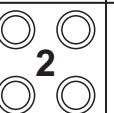
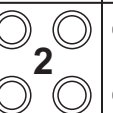
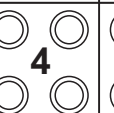






O pensamento computacional faz com que as pessoas sejam mais assertivas para resolver problemas uma vez que usar a ordenação ajuda na economia de tempo para tarefas comuns.

1) OBSERVE AS CORES E OS NÚMEROS QUE REPRESENTAM CADA PEÇA NA LEGENDA. EM SEGUIDA, PINTE A IMAGEM DE ACORDO COM AS CORES DAS RESPECTIVAS PEÇAS E DESCUBRA QUAL É O DESENHO FORMADO POR ESTE MOSAICO.

| | | | | | | | | | | | |
|---|---|---|---|--|---|---|---|---|---|---|----------|
|  |  |  |  |  |  |  |  |  |  |  | 1 |
|  |  |  |  |  |  |  |  |  |  |  | 2 |
|  |  |  |  |  |  |  |  |  |  |  | 3 |
|  |  |  |  |  |  |  |  |  |  |  | 4 |
|  |  |  |  |  |  |  |  |  |  |  | 5 |
|  |  |  |  |  |  |  |  |  |  | | |
|  |  |  |  |  |  |  |  |  |  | | |